

Curbing cloud costs:

How hyperconverged
infrastructures deliver
huge savings

Discover how your existing
infrastructure's Total Cost of
Ownership (TCO) could be massively
reduced by deploying Nutanix on
OVHcloud's hyperconverged cloud



Contents

Introduction	3
Chapter 1	
Why migrate to a hyperconverged infrastructure	6
Chapter 2	
How to calculate Total Cost of Ownership (TCO)	14
Chapter 3	
How Nutanix & OVHcloud calculate TCO values	18
Chapter 4	
What is gained and saved with hyperconvergence	26
Chapter 5	
How to choose the right cloud provider	37
Chapter 6	
Hyperconverged infrastructures: key takeaways	43

Introduction

Consternation in the Cloud: Reality Begins to Bite



Moving Tier 3 infrastructures into the cloud

Grand strategies for transitioning enterprise workloads into the cloud are experiencing a growing ‘Total Cost of Ownership’ reality check.

Migrating to the cloud has often been pitched to businesses as a solution that can slash operational expenses overnight, remove the need for expensive legacy infrastructure, and cull CapEx costs altogether.

Recently, a different story has emerged, revealing how transitioning into the cloud has created a new and unexpected set of challenges. These difficulties range from poor performance and high latency to security and data sovereignty issues.

Perhaps the greatest irony is that, instead of saving money, a cloud solution’s Total Cost of Ownership (TCO) has, in some cases, increased costs compared to a traditional 3-tier model.

According to the [Nutanix Fifth Annual Enterprise Cloud Index](#)

- 86% of organizations say that **moving applications** can be complex and costly for them
- 85% of organizations are **concerned with managing cloud costs**
- 46% plan to **repatriate some applications** to on-premises data centres to mitigate cloud costs in the year ahead

Counting the costs

These issues have led to many businesses reassessing their cloud strategies as they look to optimize their operations and workloads, all while securing savings.

According to 451 Research's Voice of the Enterprise: Storage, Data Migration 2023, a global survey of enterprise IT decision-makers, 40% of respondents stated they have now moved their data to new service providers with reduced or no egress charges. More tellingly—and echoing Nutanix's findings—36% have already repatriated their data back from the public cloud to on-premises.

It's against this backdrop of increasing discontent that a new cloud deployment strategy has emerged. One where businesses adopt a hyperconverged, multi-cloud approach to address interoperability and reversibility needs, gain deeper control, attain better performance – and crucially secure significantly reduced TCO.

Sourcing solutions

In this white paper, we detail how enterprises are transforming cloud strategies by migrating to hyperconverged infrastructures (HCI) to secure standardization and unification as well as address cost issues effectively.

We also offer financial insights into the estimated costs of the HCI model, compared to traditional 3-tier infrastructures, and how the HCI-powered Nutanix on OVHcloud solution delivers exceptional TCO savings, even when compared to other leading offerings.

Nutanix and OVHcloud: ideal partners

In 2022, Nutanix and OVHcloud teamed up to offer a reversible, sovereign, and certified all-in-one HCI solution that's ready to use in just a few hours. Our partnership combines award-winning cloud infrastructure services from OVHcloud with industry-leading HCI and cloud software solutions from Nutanix.

Together, we simplify and accelerate the delivery of cutting-edge infrastructure solutions wherever and whenever they are needed.

Chapter one

Why migrate to a hyperconverged infrastructure



Migrating to a hyperconverged infrastructure

Moving toward a hybrid cloud solution is now vital to negating rising cloud costs.

According to a Nutanix/Vanson Bourne survey, [85% of IT professionals](#) choose the hybrid model as the ideal cloud model for their business.

By combining private and public clouds, enterprises can enjoy the best of both worlds—benefiting from the elasticity and usability of the public cloud and its effortless management coupled with the security, control, and performance of the private cloud, all while driving down TCO.

Migration risk

Designing the right hybrid infrastructure comes with its own challenges, as these can generate months of work and lead to disjointed solutions that often deploy inefficient bolt-on products to deliver functionality. It means that enterprises need a solution that delivers the standardization and unification of cloud management combined with outstanding levels of interoperability and reversibility.

Hyperconverged infrastructure (HCI) technology has emerged as the top choice for hybrid cloud-building with its ability to incorporate web-scale architecture within the enterprise. HCI simplifies and speeds up how businesses can build and manage their desired cloud approach.

However, choosing the right platform can mean the difference between genuine success and simply introducing a new raft of issues.

Converging solution

Enter Nutanix on OVHcloud's hybrid/multi-cloud solution: Built on HCI foundations, it brings on-premises, private, and public cloud together, creating a single cloud platform that seamlessly integrates multi-cloud environments.

Controlled via a single pane of glass, Nutanix on OVHcloud enables enterprises to unify management and operations with one-click simplicity, intelligent automation, and always-on availability that runs everywhere.

It also provides the flexibility to pick and choose the right resources for workloads and strategy and adjust them seamlessly as the business grows.



Showcasing usability

Nutanix on OVHcloud offers a host of use cases for enterprises, including...

Leveraging the hybrid cloud

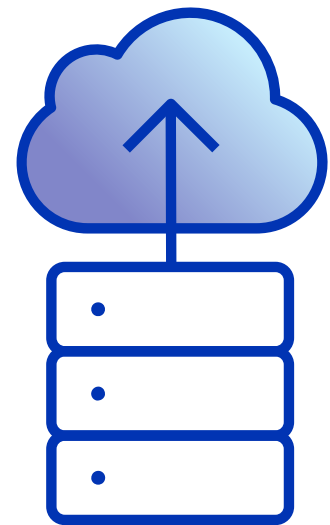
For many years, companies have moved towards an on-demand consumption model (OpEx) for their IT services.

Key elements include:

- Automatic delivery of IT resources
- Hardware layer to serve as resource pools and data stores
- Virtualization platforms or hypervisors
- Management plane

However, this decentralization of data centers into the cloud has led to serious unification issues.

Chiefly, effectively communicating and managing such disparate services means sacrificing data security and access, as well as introducing yet another layer of complexity to be handled by IT teams.



Bringing it together

The Nutanix on OVHcloud solution makes it easier to consolidate services both on-premises and with other providers. This involves unifying CPU, network, and storage resources to deliver more flexibility, performance, and security to virtual machines, containers, and databases—all from within a unified management interface.



This solution enables businesses to

- Move applications around
- Deploy new services at speed
- Predict prices and a lower time to market
- Access powerful replication features*
- Interconnect clusters to boost resilience
- Quickly open new services in an existing data center near a subsidiary
- Gain access to a private and secure network
- Take advantage of guaranteed bandwidth

In short...

Nutanix on OVHcloud offers a class-leading hybrid cloud solution

whether an organization is just starting out with a data center hybridization or looking to boost performance, security, and proximity.



Protecting against disaster

In this era of cloud storage, large-scale virtualization, and software-defined solutions, organizations are overcoming major production incidents via smart replication solutions.

For instance, with the correct license, Nutanix on OVHcloud offers standard replication features that are quick and easy to configure. These are bi-directional, enabling businesses to

- Distribute production across multiple sites
- Protect data sets and software applications
- Avoid relying on a passive disaster recovery infrastructure
- Safeguard containers so any and all apps are protected

Total coverage

In addition, organizations benefit from Nutanix on OVHcloud's additional distribution and protection features, which help them protect on-premises data by replicating it in the OVHcloud infrastructure and vice versa. Organizations can also safeguard all their virtual machines, rely on near-total business continuity, and benefit from genuine peace of mind.



Greater capabilities, smaller costs

Ultimately, Nutanix on OVHcloud ensures that on-premises and cloud environments are operated via a single hybrid cloud.

The hybrid cloud solution will require a network connection (for instance, OVHcloud Connect) and need to meet latency requirements for some services to work correctly (for example, near-real-time replication).

Most importantly, our research demonstrates that Total Cost of Ownership (TCO) is also massively reduced compared to on-prem and cloud solutions. However, to understand why and how, you must first ensure you have complete oversight of your existing infrastructure's TCO.



Chapter two

How to calculate Total Cost of Ownership (TCO)

Total Cost of Ownership: A summary

Before considering a hyperconverged hybrid cloud solution, it's vital that the enterprise first calculates the Total Cost of Ownership of a Tier 3 infrastructure.

Only by obtaining precise and reliable estimates can the enterprise successfully assess the savings that could be achieved through any form of cloud migration. It's important to remember that the Total Cost of Ownership (TCO) goes far beyond simply comparing the initial investment in a 3-tier infrastructure to the recurring price of a hyperconverged solution.



Total Cost of Ownership: the basics

The Total Cost of Ownership (TCO) goes far beyond simply comparing the initial investment in the infrastructure to the recurring price of a cloud IaaS (Infrastructure as a Service).

Any calculation must also include the ongoing cost to run, maintain, and upgrade the proposed solution over its entire lifecycle (typically 5-10 years, depending on the project).

Using this as a jumping-off point, there are three main categories to consider when calculating TCO:



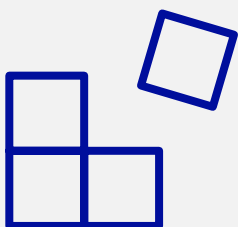
Capital expenses (CapEx)

Capital expenditure is an asset on the company's balance sheet. Within this context, CapEx includes the initial purchases of hardware and software as well as the investment in the data center infrastructure needed (including building the facility itself).



Operational expenses (OpEx)

Operational costs are spent on services – such as IT staff's fully burdened salaries and maintenance services. These impact the income statement and affect earnings.



Indirect/unexpected costs

These take into account the impact of downtime on productivity, business agility, revenue/opportunity loss, and other factors. While these costs are indirect and not immediately apparent, they can incur significant charges that must be considered during the TCO calculation process.

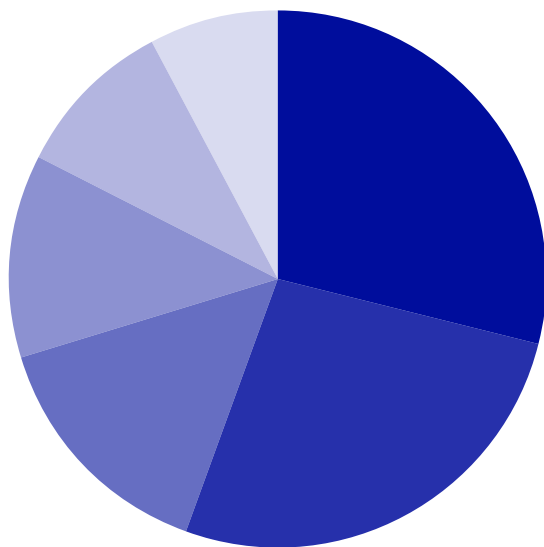
Stay focused

Businesses are often not fully aware of the operational costs of a self-managed on-premises infrastructure with virtual machine support. In fact, there is a genuine risk of underestimating them, especially when elusive costs such as hardware lifetime, IT staff turnover, and energy consumption are not included.

Get the full picture

By considering all costs, including CapEx, OpEx, and unexpected/elusive costs, an organization can be ideally positioned to determine the total cost of owning and managing an IT infrastructure and identify which elements generate the most expense.

For example, here is an estimate for the distribution of costs in a virtualised on-prem environment:




Distribution of costs in a virtualized, on-premises environment*

- IT labour: 25% – 35%
- Server hardware: 25% – 30%
- Software: 10% – 20%
- Overhead: 10% – 15%
- Network: 8% – 12%
- Storage: 6% – 10%

* Example given as an estimate. Figures may vary, depending on the company.

Chapter three

How Nutanix and OVHcloud calculate TCO values



How is Tier 3 TCO calculated?

Calculating accurate TCOs isn't simple, and that's why we have created our own five-step process for generating a multi-year TCO for a Tier 3/on-prem solution.

Over the following pages, we will explore TCO examples that cover three typical sizes of Tier 3/on-prem infrastructure that utilize varying volumes of virtual machines.

Comparison details

- Demonstrates the reduction of costs between on-prem/3 Tier or NC2 on AWS or NC2 on Azure and Nutanix supported by OVHcloud
- All numbers featured in this analysis are indicative for budgeting purposes and to support customer decision-making
- All estimated prices come from the Mainstay tool, Direct to Cloud
- Formulas have been corrected to calculate the FTE reduction using Nutanix on the Public Cloud
- Profiles have been defined through customer experiences for 100, 300, and 500 VMs



Our five-step process

1. Create business profiles

Based on our own internal data and customer use cases, we have created three different Profiles that accurately represent the real-world setup and usage of resources within a Tier 3/on-prem infrastructure.

Profiles	Use case: company comparison 3 Tier vs. Nutanix Cluster	3 Tier	VM	Ratio vCPU	RAM	Storage efficiency	Disk GB	IOPS	FTE	PUE	Cost per VM
1	Several applications using 100 virtual environments / 3 tier	6 servers 2 storage arrays 4 SAN switch 12 sockets hypervisor	100	4 vCPUs / pCore per VM	4GB vRAM per VM	1.5	200 GB vDisk per VM	250	3	1.59	0.15
2	Several applications using 300 virtual environments / 3 tier	18 servers 2 storage arrays 4 SAN switch 36 sockets hypervisor	300	^	^	^	^	^	5	^	^
3	Several applications using 500 virtual environments / 3 tier	32 servers 4 storage arrays 4 SAN switch 64 sockets hypervisor	500	^	^	^	^	^	7	^	^

▲ The breakdown above includes the typical annual requirements needed to support an on-prem data center, including key resources such as a typical server, storage array, SAN switch, and socket demands based on the size of the enterprise. Other key elements, including FTE and expected energy consumption, are also included.

Importantly, each Profile features specific Virtual Machine (VM) volumes—100 VMs, 300 VMs, or 500 VMs—to reflect different enterprise sizes. To assess VM volumes outside of those listed here, multiply the number of illustrative VMs to the required level (i.e., for a 1,000 VM deployment, double our figures for 500 VMs).

Making calculations

Our energy consumption figures are based on the average power consumption in kWh of our customers of key infrastructure elements, including arrays, SAN switches, and ToR switches. We also factor in the average percentage of energy usage instead of basing calculations on the maximum Watt consumption figures provided by hardware manufacturers.

2. Define VMs

This represents the predicted VM resource volumes required for a single real-environment VM. It covers all resources – from memory and storage through to oversubscription ratios – and is applicable to all three Profiles:

<div>Inputs</div> <div>Advanced inputs</div> <div> <div>VM Details</div> <div>Adjustment from Average VM</div> </div>	VM Details
	<div>Over-subscription Ratio (vCPU:pCPU) 4</div> <div>Storage efficiency 1.50</div> <div>vCPU 2.00</div> <div>Memory 4.00</div> <div>Storage 200.00</div> <div>IOPS 250.00</div>

3. Tailor workload performance

We also calculate the workload mix allocation for specific levels of VM performance required by an enterprise. A typical VM workload mix for all three Profiles is divided as follows:

Workload Mix	
High performance	30%
Medium performance	50%
Low performance	20%

4. Adjust resources

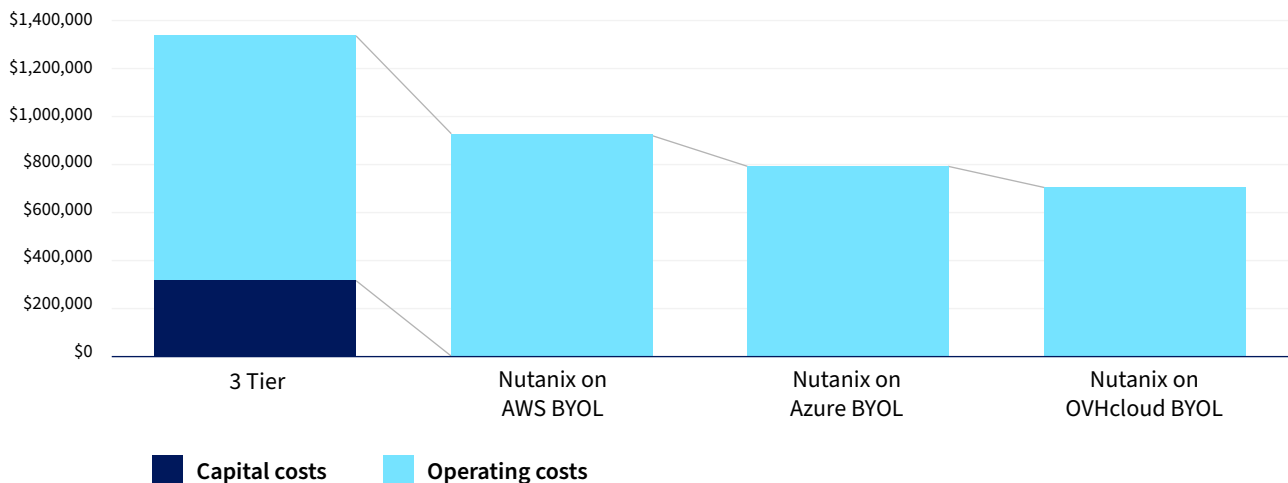
Our calculations also take into consideration the adjustments for both low and high VM performance for the three Profiles:

<div>Inputs</div> <div>Advanced inputs</div> <div> <div>VM Details</div> <div>Adjustment from Average VM</div> </div>	Adjustments from Average VM
	<div>Percent reduction with Low Performance 20%</div> <div>Percent increase with High Performance 85%</div>

5. Calculate TCO

By factoring in these different elements, we can now create a highly accurate TCO for a three-year period for each Profile, in this example for Profile 1:

▼ Example TCO comparison for Profile 1 (100 VMs)



▼ Standard 3 Tier on premises costs:

Costs	Profile 1 (100VM)	Profile 2 (300VM)	Profile 3 (500VM)
Capital costs	\$ 322,760.00	\$ 658,280.00	\$ 1,149,720.00
Operating costs	\$ 1,022,160.78	\$ 1,737,929.47	\$ 2,508,295.12
Opportunity costs	\$ 0.00	\$ 0.00	\$ 0.00
3 year TCO	\$ 1,344,920.78	\$ 2,395,572.47	\$ 3,658,015.12

▼ Standard Nutanix on OVHcloud costs:

Costs	Profile 1 (100VM)	Profile 2 (300VM)	Profile 3 (500VM)
Capital costs	\$ 0.00	\$ 0.00	\$ 0.00
Operating costs	\$ 718,609.40	\$ 1,346,688.60	\$ 1,949,836.00
Opportunity costs	\$ 0.00	\$ 0.00	\$ 0.00
3 year TCO	\$ 718,609.40	\$ 1,346,688.60	\$ 1,949,836.00
Saving 3 Tier vs. OVHcloud	46.57%	43.78%	46.70%

TCO defined

With an accurate TCO for Tier 3/on-prem defined, your organization can now compare and contrast how a Nutanix on OVHcloud solution can deliver massively reduced TCO over a three-year period.

For services that incur monthly charges such as public cloud instances, we have rounded up to a single year before extrapolating to create the cost over a three-year period.



Chapter four

What is gained and saved with hyperconvergence





What can enterprises or companies gain from hybrid cloud infrastructures?

By adopting a hyperconverged infrastructure-based solution, business unlocks the potential to make significant savings.

Before we reveal our savings results, it is important to understand how Nutanix on OVHcloud's solution delivers cost reductions and across which key areas—backed up with real-world customer testimonials sourced via independent IDC research.

Data center labor

Introducing our HCI solution to a business delivers significant reductions in FTE because of

- Simplified infrastructure management accessed via a single pane of glass
- Automation of previously time-consuming processes, such as resource scaling
- Reduced infrastructure complexity due to our single integrated platform
- Seamless scaling up of infrastructure or resources via adding/removing servers

Importantly, Nutanix on OVHcloud enables companies to upskill the staff who were freed from administrative ‘busywork.’

This means they can be assigned to digital transformation projects that are business strategy-oriented, not exclusively IT-focused.



53% boost in IT management efficiency, reducing the total number of full-time employees required*



“ One full-time employee can handle, maybe, 10x more compared with what we’d seen with three-tier architectures.

– Customer testimonial

Hardware/software costs

As existing applications are lifted and shifted into the cloud—and many hardware requirements are delivered by Nutanix on OVHcloud—it enables organizations to cut their infrastructure costs.

This includes retiring hardware, as well as benefiting from a reduction in licensing costs.



36% reduced cost of infrastructure*



“

We had all of the 400 apps on a traditional three-tier setup, and that’s pretty much all gone now [because of Nutanix on OVHcloud]. We reduced the data center footprint by about 48%.

– Customer testimonial



OpEx costs

Nutanix on OVHcloud enables enterprise to reduce operational costs, all while improving management capabilities – from reducing the number of physical servers required (and associated maintenance costs) through to automation rollouts and driving down the costs typically associated with scalability.

There are also no charges for egress or ingress traffic with the Nutanix on OVHcloud service.



43% reduction in the total cost of operations over five years*



\$0 cost on egress data with Nutanix on OVHcloud. To transfer 50TB, it costs \$3,450 on Azure and \$4,300 on AWS

(average prices in Europe/N. America as of May 2022)

“

In terms of lower OpEx, we were comparing with traditional three-tier solutions, and Nutanix was less by millions of dollars. It was probably a 20% saving.

– Nutanix customer testimonial

Downtime

Nutanix on OVHcloud enables enterprises to limit downtime massively because of our SLA-backed high availability rates combined with built-in redundancy, which is standard.

Coupling these with our simplified monitoring and troubleshooting features ensures infrastructures are robust in the first instance and quickly recoverable if an issue does arise.

 **97% reduction in unplanned downtime***

Migration time/cost

Nutanix on OVHcloud is designed to simplify migrations and reduce associated costs. Our solution


- Automates many parts of the migration
- Enables enterprise to migrate workloads without interrupting services
- Allows organizations to transition workloads at their own pace instead of adopting a risky 'all-at-once' approach

However, it is crucial that enterprises fully plan their migration policy to deliver on the full benefits of Nutanix on OVHcloud's solution (see 'Unlocking the full potential of HCI' on pages 31-33)



“End users are seeing increased uptime from having a more reliable infrastructure and by making sure that there's less downtime for critical systems.

– Customer testimonial

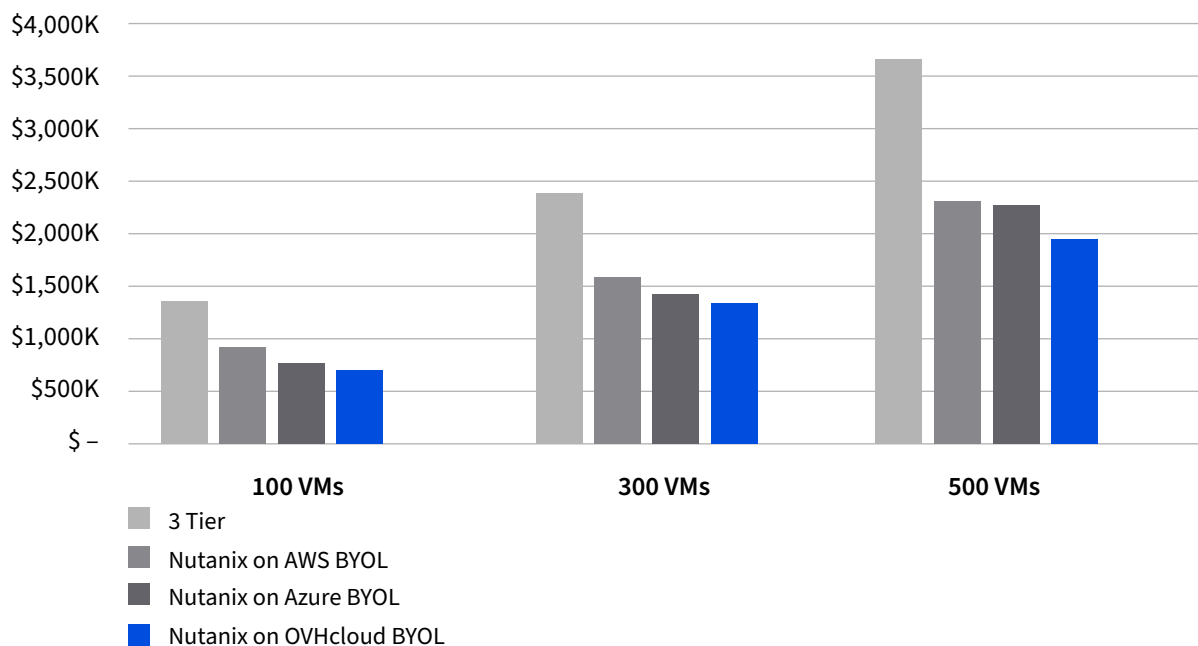


Defined: the TCO benefits of Nutanix on OVHcloud

Due to the cost reductions and removals highlighted, Nutanix on OVHcloud offers substantial savings for a business transitioning to an HCI platform.

Whether compared with a traditional Tier 3 offering or a Nutanix solution in conjunction with AWS and Azure, all three Profiles benefit substantially over a three-year period if deploying Nutanix on OVHcloud:

Total Cost of Ownership: 3 year period for 3 infrastructure profiles



▲ What does this mean?

All cloud solutions with Nutanix are less expensive than 3 Tier / on-premise methods. Additionally, solutions with Nutanix on AWS or Azure are more expensive. In short? **Nutanix on OVHcloud is the most cost-effective solution.**

How we achieve our results

1. Sustainability

We deliver sustainable cloud solutions and are working to limit our energy consumption by introducing water cooling systems. Older facilities can have PUEs of 2 or higher because the cooling infrastructure and power transformers are relatively inefficient and require a lot of additional electricity to run.

Compared to Tier 3 data centers, we consume far less energy. For instance, the latest figures reveal:

- SPUE 1.29 in 2023
- WUE 0.30 in 2023
- CUE 0.18 in 2023
- % of Renewable Energy Factor 91% in 2023

2. Integrated supply chain

Our industrial model and circular economy that focuses on building sustainability into our supply chain.

3. Innovation for Freedom

Our central tenet 'Innovation for Freedom' commits us to providing services that are financially accessible.

“European enterprises cited on average a PUE of 2.1, while most cloud datacenters aim for an average PUE of 1.3-1.4 or lower, and leased data centers can be anywhere in between.

Extract from S&P Global research: “Improving datacenter efficiency in Europe – the role of PUE” ([source](#))

Unlocking the full potential of HCI


Staying on-budget through strategy

While our data demonstrates how hyperconverged infrastructures are optimised for cost savings, businesses can struggle to execute their HCI strategy.

For instance, [60% of enterprises](#) go over budget, according to the Flexera 2022 State of the Cloud report.

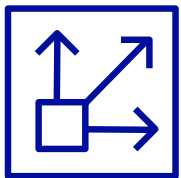
To ensure cost savings are baked into your HCI migration, we recommend adhering to the following five key steps...

Five key steps for reducing costs during HCI migration:



1. Assessment

Assess and audit existing 3-tier infrastructure and its TCO so your team can identify any over-provisioning and other inefficiencies that can be directly addressed within the HCI migration strategy. The aim should be to resolve such inefficiencies while guaranteeing that the resulting solution offers genuine gains in both agility and performance.



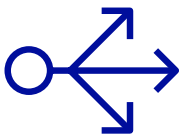
2. Plan

Use the assessment's findings to create a plan for the migration itself, focusing on the potential ROI and TCO of the HCI solution. Consider implementing changes that focus on areas that can be cost-optimized, such as unused resources, multiple vendor licenses, and manually intensive operations, but without impacting the capabilities of the desired infrastructure.



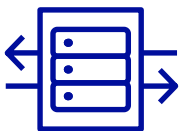
3. Migration

Adopt a multi-stage approach to the actual migration so each rollout can be assessed for efficiency, performance, and cost. Also, prioritize cloud services that deliver defined cost efficiency improvements as well as promote infrastructure consolidation.



4. Operation

Deepen cost efficiency drives by focusing on workflow optimization, resource consolidation, and routine task automation, all while constantly monitoring resource usage. This will ensure there is no waste within any areas of the HCI solution deployment.



5. Optimization

Accept that the cost optimization process never ends, requiring constant assessment to identify new opportunities and, most importantly, areas where further optimizations can be made as the enterprise grows. Adopting this approach of continual assessment and refinement ensures the organization is in the best possible position to secure cost efficiencies not only now but long into the future.

Change brings challenge

Every transition to the cloud needs a coherent roadmap to deliver a successful and cost-effective outcome.


This plan must include human resource considerations as well, such as the in-house skillsets required to make the move from a traditional IT infrastructure to an HCI environment.

Organizational and cultural challenges must be addressed to ensure a positive outcome for a hybrid cloud migration.

This process may require the hiring of specialists as well as the rolling out of an in-house training program. Also, employees may be resistant to change, perhaps due to fear of job loss/reallocation or a reluctance to learn new

skills and processes that ‘threaten’ the status quo. To ensure company culture is primed for the transition, create a change management strategy. This strategy defines training processes and advocates for the change to introduce tangible benefits for everyone within the enterprise.

Such a comprehensive approach is vital as, [according to McKinsey research](#), 70% of digital transformation projects fail, with a lack of buy-in from employees and other stakeholders quoted as a key reason.



Chapter five

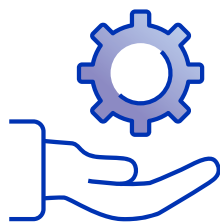
How to choose the right provider

What should enterprises look for in a cloud provider?

A key consideration for successfully transitioning to an HCI platform is which cloud provider will deliver the organization's cloud infrastructure.

An established and trusted cloud provider, OVHcloud offers three core benefits to ensure the enterprise and its invaluable data enjoy the best possible outcome.

Three core benefits are



1. Independent control of the data



2. A reliable hyper-resilient network



3. Industry-leading data security

Benefit #1

Independent control of the data

We offer organizations full and independent control of their data, including how and where they use it:

- Enjoy genuine peace of mind as data is never ‘spied on’ or used, as OVHcloud ensures data privacy.
- Take advantage of high-quality data protection, as well as compliance with national, local, and sectorial certifications/qualifications and labels.
- These include ISO, SOC, CSA STAR, HIPAA, PCI DSS, and more.

Benefit #2

A reliable hyper-resilient network


We offer a hyper-resilient network to ensure outstanding business continuity:

- Minimize downtime and help reduce the risk of cyber attacks with our class-leading business continuity, ensuring that if the worst does happen, the enterprise can continue to operate.
- Be reassured by the security measures protecting our physical data centers. These include automatic fire suppression systems, compartmentalized rooms with firebreaks, and the highest level of fire safety certification.



Benefit #3

Industry-leading data security



We founded or are actively participating in global initiatives for a trusted cloud:

- Benefit from the highest possible level of data security, reflected by our ongoing commitment to organizations dedicated to data protection and regulatory compliance.

Our commitment

Learn about OVHcloud's commitment to data sovereignty here:

Underpinned by OVHcloud's commitment to sustainability



For more than twenty years, we have implemented measures to reduce the environmental impact of our data centers and servers, all while managing our resources wisely.

Our sustainability practices:

- ✓ Committed to increasing our mix of renewable and low-carbon energy (nuclear, hydroelectricity) by 2025
- ✓ Committed to zero waste to landfill by 2025 on waste generated by our manufacturing processes
- ✓ Committed to achieving Global Net Zero for Scopes 1 and 2 by 2025 and for all Scopes (1, 2, 3) by 2030
- ✓ Proud to be the only global cloud provider that manufactures and dismantles its own servers

Chapter six

Hyperconverged infrastructures: key takeaways



How to prepare for new infrastructures

Prepare the business for an HCI-powered multi-cloud environment with our key recommendations...



Recommended actions:



Adopt a hyperconverged infrastructure

Avoid the cost implications and performance issues of traditional 3-tier infrastructures deploying public/private cloud by adopting a hyperconverged infrastructure.



Integration

Integrate all environments onto one platform, using HCI as a bond between on-premises, private, and public cloud.



One-click operations

Control operations via a single pane of glass, enabling the organization to unify management of the multi-cloud environment with one click.



Scale as you grow

As the business grows, allocate resources for workloads and strategies on the fly, enabling the organization to take advantage of true scalability and elasticity.



Costs

Create a TCO that considers all costs, including CapEx, OpEx, and unexpected/elusive costs, to compare and contrast with your HCI offering.





Analyze saving opportunities

Understand how HCI can deliver real-world savings across the board, from reduced labor, hardware, and software costs to increased uptime.



Create a strategic journey

Create a comprehensive strategy for every stage of the HCI adoption journey, covering assessment, planning, migration, operation, and optimization.



Plan ahead

Ensure the organization has a change management plan in place to secure buy-in from all stakeholders or risk project failure.



Partner with secure providers

Only sign up with HCI/cloud providers with a proven track record who put data privacy, security, and sustainability front and center.



About this report's calculations

The figures in this report were prepared by Philippe Desvignes, who has been Senior Cloud Economist at Nutanix for France and Switzerland since 2019.

Over the past four years, he has been assisting salespeople in defining TCO and ROI models, as well as structuring complex offers and contracts.

Philippe also provides customers with support in analyzing hybrid cloud, private cloud, and multi-cloud models to help them choose and roll out Nutanix technologies.



Why Nutanix?

Nutanix is a pioneer in hyperconvergence, featuring highly advanced monitoring and protection tools. In 2019, the Nutanix solution evolved from a complete hardware and software solution to a 100% software-based flexible solution that is easy to implement and use. In 2023, Nutanix was named a Visionary in the [Gartner Magic Quadrant](#) for Distributed File Systems and Object Storage.

Hybrid's potential harnessed

Discover why Nutanix is a world leader within the HCI space.



Why OVHcloud?

Founded over 20 years ago, OVHcloud is Europe's leading cloud provider, with over 450,000 servers within 43 data centers across four continents. We offer public and private cloud solutions, dedicated servers/storage, and a 'private' universe built on the market's cutting-edge technologies for virtualization and containers. In 2020, OVHcloud was named a European leader in The Forrester Wave for the Hosted Private Cloud Services segment.

Cloud deployment mastered

Uncover how OVHcloud is an innovator in the cloud space.



Upgrade your infrastructure today with

 OVHcloud® | **NUTANIX**

us.ovhcloud.com/hosted-private-cloud/nutanix

us.OVHcloud.com